

Chichester Neighbourhood Plan

Planning Adviser: Anna Whitty

Chichester Neighbourhood Plan


- Context: The Planning system – a brief outline
- Neighbourhood Plans – what are they?
- Chichester Neighbourhood Plan – progress and future work

Presumption in favour of sustainable development

Sustainable = Development that meets the needs of the present without compromising the ability of future generations to meet their own needs.



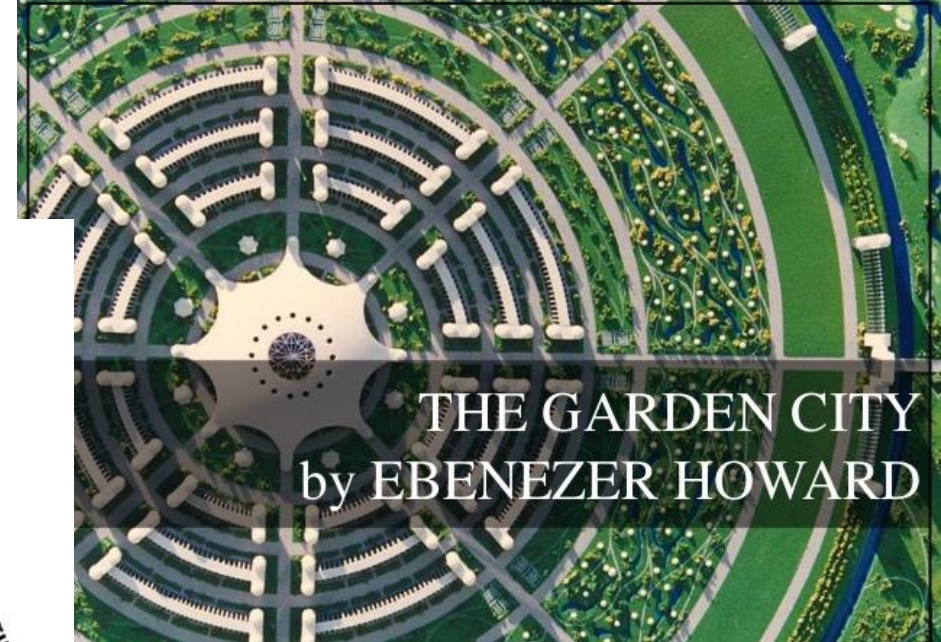
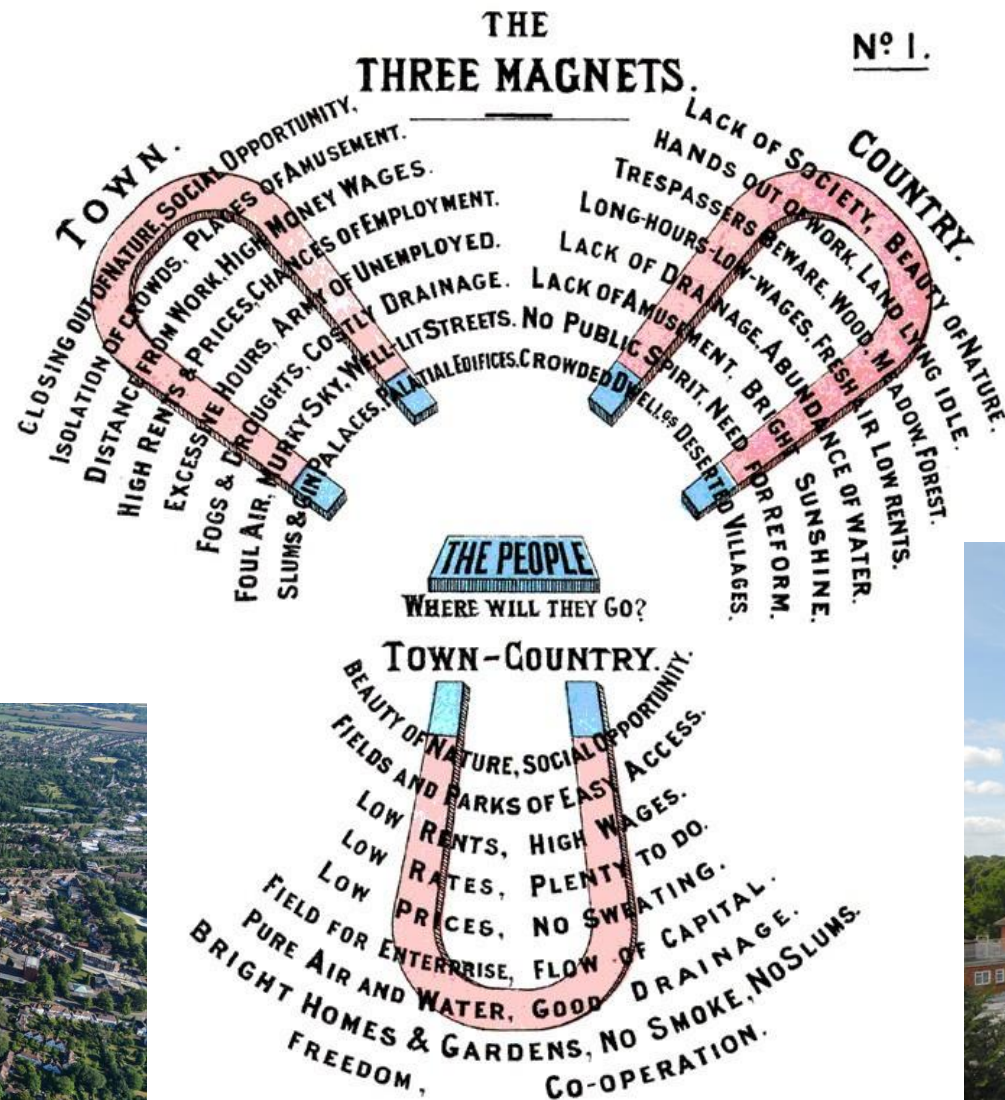
Industrialisation in the 1800s





Early English industrial town, Staffordshire.



Garden City movement



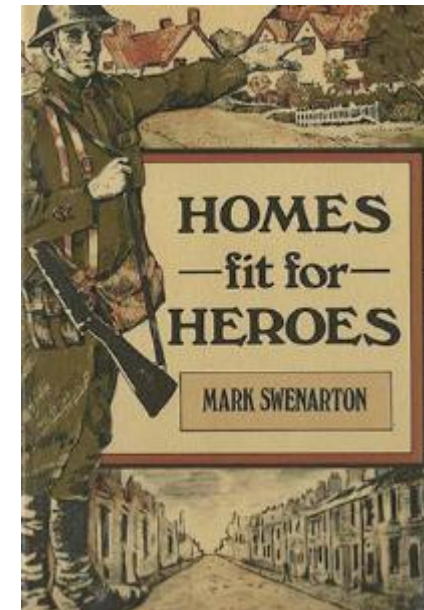
Planning Acts



PART II.
DEVELOPMENT PLANS.
making and preparation of development
development plans.
of Minister with respect to development
development plans of orders relating to
new towns.
Development plans in relation to local
subject to compulsory acquisition.
provisions as to development plans.
of operation of development plans.

PART III.
OF DEVELOPMENT, ETC.
relation to development.
permission for development.
local planning authorities for permission
applications to Minister.
determine whether permission required.
provisions as to grant of permission.
exercise and on refusal of permission in

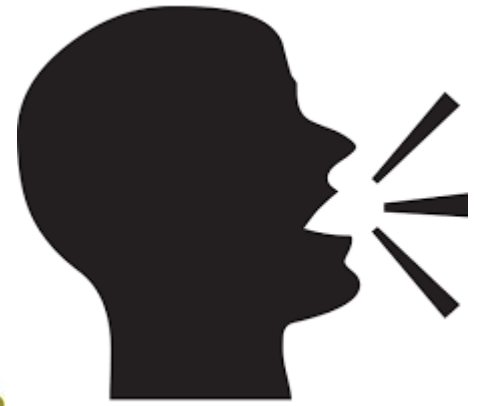
A i



Local Plans



Societal expectations



Public participation – “us” and “them”

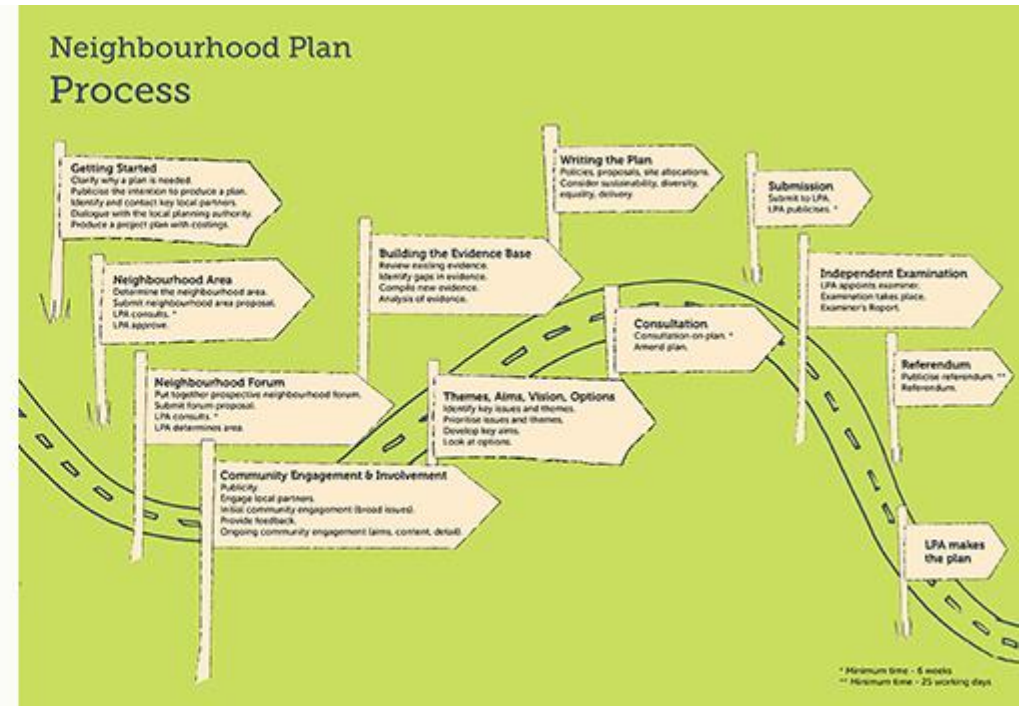


S 38(6) of the Planning and Compulsory Purchase Act 2004

- In the determination of planning applications, decisions must be made in accordance with the **development plan** unless **material considerations** indicate otherwise.
- The “Development Plan” =
Local Plan and any adopted documents + Neighbourhood Plans

NPPF – Government policy = material consideration

Neighbourhood Plans



Referendum

If 50% or more of votes cast are “YES” = Plan adopted.



Neighbourhood Plans can include

- Planning policies – must be evidenced
- Infrastructure projects
- Aspirations/statements of public consensus





CIL – Community Infrastructure Levy

**Community
Infrastructure
Levy**

Developers pay £120/sqm – approx. £14,400 per house



15%

No Neighbourhood Plan = 15% to Parish = £2,160




25%


Neighbourhood Plan = 25% to Parish = £3,600


Difference = approx. £1,500/house or £100,000/70 houses
= £1,000,000/700 houses

Chichester Neighbourhood Plan



Consultation





Chichester City Neighbourhood Plan - October 2019

This survey aims to find out what local people think about local issues in order to inform preparation for a Chichester City Neighbourhood Plan. A Neighbourhood Plan can include policies to influence planning decisions in our city.

Please answer ALL questions in this part of the survey.

1. Should Chichester have a night club?

☐ Yes

☐ No

☐ Don't know or don't mind

2. Are there too many cafes in the city centre?

☐ Yes

☐ No

☐ Don't know or don't mind

3. What is the one thing (if anything) that Chichester needs most as a city?

4. What level of parking should be provided for the city?

☐ Reduce parking to force people out of their cars?

☐ Keep the existing parking to minimise impact on residents and businesses

☐ Increase parking to support the growing population

☐ I don't mind or don't know

5. Would you support building a road bridge or underpass across the Basin Road rail crossing, so that traffic would not have to queue waiting for train gates to go up?

☐ Yes

☐ No

☐ Don't know or don't mind

6. Would you support more temporary uses or outdoor events within the city?

☐ Yes

☐ No

☐ Don't know or don't mind

7. What did you think about the temporary Christmas ice rink?

☐ It was a good idea and Priory Park was the right place for it

☐ It was a good idea but Priory Park was the wrong place for it

☐ It wasn't a good idea

☐ I'm not sure or didn't know there was one

8. Is a new conference centre/convention centre a good idea for the city?

☐ Yes

☐ No

☐ Don't know or don't mind

9. Are the following positive or negative for the appearance of the city and its surrounds?

	Positive	Negative	Unsure
- Street trees	<input type="radio"/>	<input type="radio"/>	<input type="radio"/>
- Statues	<input type="radio"/>	<input type="radio"/>	<input type="radio"/>
- Murals and wall art	<input type="radio"/>	<input type="radio"/>	<input type="radio"/>
- Traditional hand painted shop signage	<input type="radio"/>	<input type="radio"/>	<input type="radio"/>
- Posters/banners, informal adverts & for sale/to let signs	<input type="radio"/>	<input type="radio"/>	<input type="radio"/>

10. Should new housing be designed to fit in with Chichester's character and appearance, or are generic "off the peg" houses acceptable?

☐ Be influenced by local design

☐ Generic new housing styles are acceptable

☐ I don't mind or don't know

11. Along the northern entrance to the city, in the Lavant Road area, should sub-division of large houses into smaller flats and houses be encouraged?

☐ No-protect the current character and appearance

☐ Yes- allow more flats

☐ I don't mind or don't know

12. Should there be more cycle lanes provided for new housing areas?

☐ Yes, provide cycle lanes

☐ Yes, but only in new housing areas

☐ No, no more cycle lanes

☐ I don't mind or don't know

13. Should new housing have environmentally friendly features e.g. solar panels and electric car recharging points

☐ Yes

☐ No

☐ Don't know or don't mind

14. Would you support a "green network" of trees and green spaces around Chichester?

☐ Yes

☐ No

☐ Don't know or don't mind

15. How important are Chichester's public parks?

☐ Very important

☐ Not very important

16. What else should we include in our Neighbourhood Plan?

The following section is not compulsory but if you could answer these questions it will help us ensure our survey responses represent the whole community.

Your age group

☐ Under 18

☐ 18 - 64

☐ 65+

Your connection to Chichester

Please tick all that apply

☐ Live in Chichester

☐ Work in Chichester

☐ Own/run a business in Chichester

☐ Student in Chichester

☐ Job-seeker in Chichester

☐ Visiting Chichester

Your ethnicity origin

☐ Asian or Asian British

☐ Black or Black British

☐ Mixed

☐ White

☐ Other

☐ Prefer not to say

Do you consider yourself to have a disability

☐ Yes

☐ No

☐ Prefer not to say

Your sex/gender

☐ Female

☐ Male

☐ Prefer not to say

☐ Other (please specify)

Your sexuality

☐ Straight/Heterosexual

☐ Gay/Lesbian/Homosexual

☐ Bisexual

☐ Asexual

☐ Prefer not to say

☐ Other (please specify)

The closing date for all surveys is 5PM, Monday the 9th of December 2019. To see our GDPR and privacy statements visit: www.chichestercity.gov.uk/terms-conditions/

Please cut out and mail this paper survey to: Chichester City Council, The Council House, North Street, Chichester, PO19 1LQ. Alternatively, fill out the survey online at: www.surveymonkey.co.uk/t/ChichesterNeighbourhoodPlan

More information can be found at www.chichestercity.gov.uk/neighbourhood-plan

Email your questions, comments or suggestions direct to us: neighbourhoodplan@chichestercity.gov.uk

Public responses

Neighbourhood Plan – population 27,000

- 1,669 responses – initial consultation 6.2%

Adopted Local Plan – population 114,000

- 968 responses – strategic growth options - 0.9%
- 610 responses – housing – 0.5%
- 4,968 responses - key policies preferred approach – 4.4%
- 119 responses - key policies pre- submission 119 - 0.1%

Expectations



Trees and Green Spaces




Environment



Rail crossing



Summersdale



Nightlife and evening entertainment



Cafes



Whyke Road



Working Groups

- Climate Change
- Community, Inclusivity and Well Being
- Tourism and the Economy
- City Centre
- History, Heritage, Culture and Conservation
- Getting Around, Transport Infrastructure
- Evening and Night-time entertainment



Plan making



